

LOOKING FOR WAREHOUSE SPACE IN PRIME LOCATIONS

Look no further



CONTACT US

Marketing@syncreon.com

www.syncreon.com





PROPERTY DETAILS

- Opportunity to rent 5300 sqm prime space
- Load bearing capacity: 50 kN / m²
- 10m clear height to underside of haunch
- 2 level access loading doors, 2 dock level loading doors to one elevation, 2 level access loading doors and 1 dock level loading door to the other elevation
- Loading canopy
- Operation: High Bay Racking
- Gated high security compound
- Fully alarmed with restricted authorized access
- Side and Rear offloading facilities
- External trailer parking
- Two storey offices / amenity block



- A strategic location within 30 minutes drive from Liverpool and Manchester with immediate access to Junction 23 of the M6 Motorway.
- Boston Park is situated in the heart of the Haydock industrial area.
- Brand new detached distribution/production facility with the benefit of loading on two elevations.



PROPERTY DETAILS

Our Lutterworth facility is a 19,950m sq. warehouse strategically located in Magna Park bordered by the M1, M6 and M69 motorways and is just a 2 minute drive off the A5.

- Available space situated in Hall B which is fully racked, 1800sqm

syncreon and the location are positioned to support a wide range of supply chain services from this facility, which consists of:

- Hall A eaves height – 10m
- Hall B eaves height – 14.1m
- 18 Dock Levellers
- 3 Roller Shutter Doors
- Fully alarmed with restricted authorised access
- Racked and ground storage possibilities
- Enclosed 24 hour secured facility
- Tapa A certified
- 24h operation, Monday - Friday





PROPERTY DETAILS

- Opportunity to rent ~1800 sqm prime space
- Height: 8M
- Gated high security compound
- 3 loading docks with 2 ground level doors
- Both racking and Ground storage available
- Fully alarmed with restricted authorized access
- TAPA FSR certified




- This facility is strategically located adjacent to Dublin Airport and M1 & M50 Motorways



PROPERTY DETAILS



- Opportunity to rent 4500sqm prime space
- 10 container dock doors & 1 ground level
- Floor load: 40 KN / sqm
- Lighting: 150 Lux WH, 250 Lux Shipping area
- Sprinkler System: VDF
- Fully secured and fenced perimeter – TAPAA
- Fully alarmed with restricted authorized access – TAPAA





PROPERTY DETAILS

- Opportunity to rent ~800 sqm prime space
- Brand new state of the art logistic property completed June 2018
- Mezzanine floor has a clear height beneath the floor at least 5.4 metres
- Floor load mezzanine: approx. 1,000 kg/ m²
- 31 loading docks fitted with an electrically operated overhead door of 3.2 x 3.2 metres and an electrical hydraulic leveller with a loadbearing capacity of 6,000 kg
- 266 on-site car parking spaces
- Fully secured and fenced perimeter – TAPAA
- Fully alarmed with restricted authorized access – TAPAA





PROPERTY DETAILS

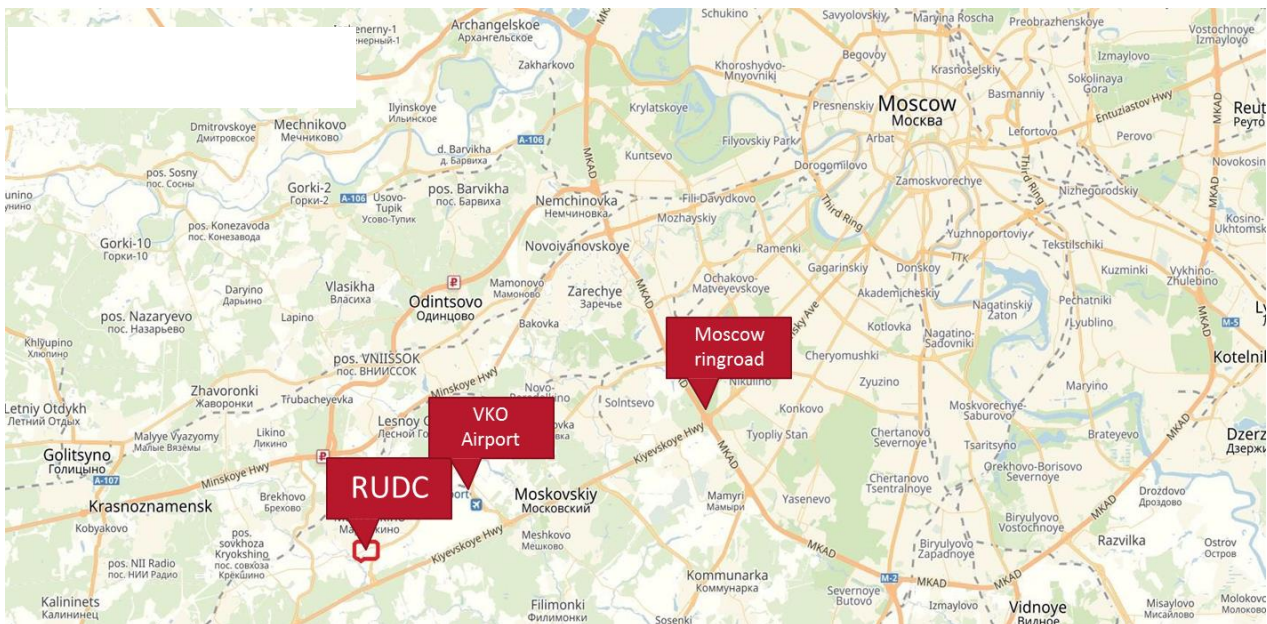
- Opportunity to rent 8000 sqm prime space
- Ideally situated for Import, Export, Aftermarket or shared Automotive services
- Operation: High Bay Racking
- Load bearing capacity: 50 kN / m²
- Loading Bridges: 12 telescopic loading bridges
- Gated high security compound, 2m high security fence around the building
- Fully alarmed with restricted authorized access





PROPERTY DETAILS

- Opportunity to rent ~1150 sqm prime space
- 25km from Moscow ring road, Between 2 highways, E30 and E-101
- 4 container dock doors
- Fully secured and fenced perimeter
- Fully alarmed with restricted authorized access





PROPERTY DETAILS

- Opportunity to rent 6200 sqm prime space , 360 sqm office space available
- 6 container dock doors
- 10 m clear height, Column grid of 12 x 24 m
- Uniform distributed load of 50 kN/sqm to warehouse area. Average thickness of the slab – 170 mm.
- Sprinkler system through out
- Fully secured and fenced perimeter
- Fully alarmed with restricted authorized access

